



Cover 1:
Rich Stone

Cover 2:
Carnaby Honey

Chrome Feet

Brandon Collection

Colours represented are to be used as a guide only.
Please refer to manufacturers swatch for a more accurate colour match.

Please note that colour shadings can vary slightly from each roll of fabric.
We cannot guarantee a precise match to these samples or between cut lengths and upholstered goods.

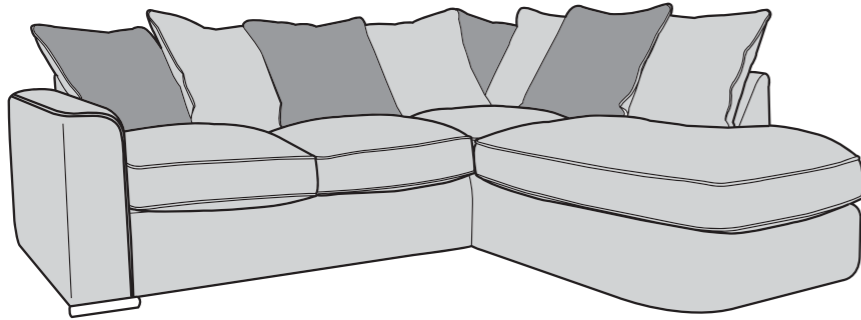
Extra Flex[®]
Soft, Supportive Seating

09/12/2021

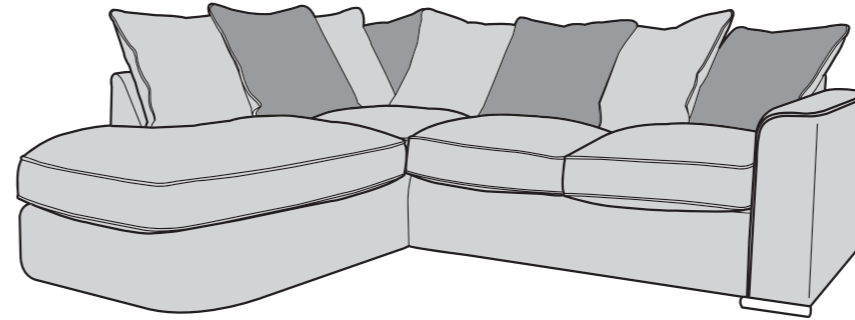
BRANDON COVER GUIDE - PILLOW BACK

Please use this guide when ordering the following pieces to clarify cover options.

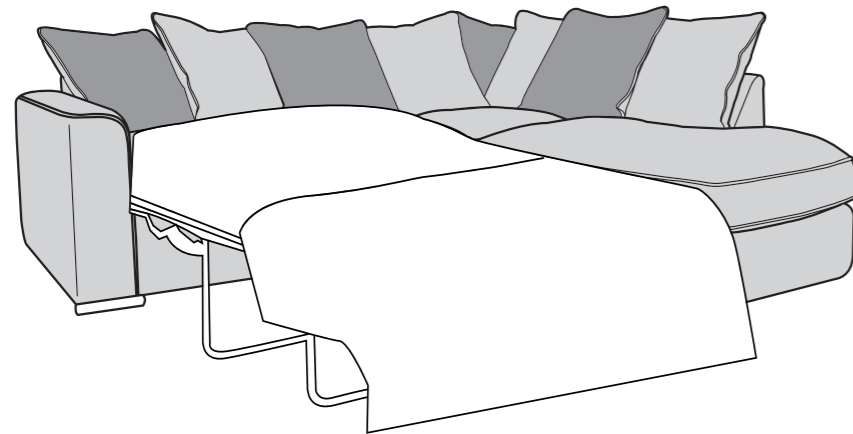
LH2, RFC (L2, RFC) Group



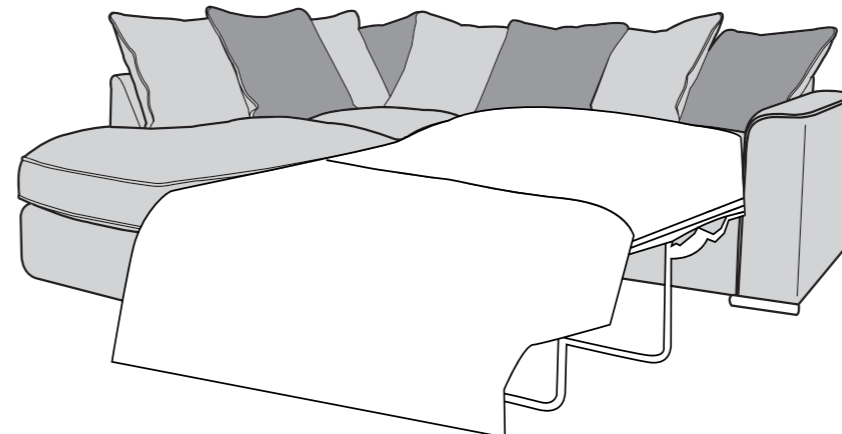
LFC, RH2 (LFC, R2) Group




L2S, RFC (L2S, RFC) Group
(ALSO AVAILABLE AS L2D)




LFC, R2S (LFC, R2S) Group
(ALSO AVAILABLE AS L2D)




3 Seater sofa (3ST)



2 Seater sofa (2ST)

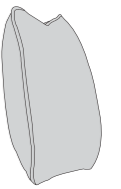


Arm Chair (1ST)

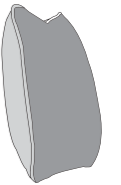


-  **COVER 1**
(BODY)
-  **COVER 2**
(SCATTER +
PILLOW)

**Pillow Back
Cushions**



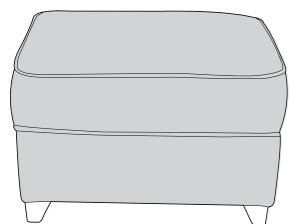
Front = Cover 1
Piping = Cover 1
Back = Cover 1



Front = Cover 2
Piping = Cover 1
Back = Cover 1

SUGGESTED ACCENT PIECE

Storage Footstool (FSS)



BRANDON DIMENSIONS (CM)

AVAILABLE PIECES	HEIGHT 1	WIDTH 2	DEPTH 3	WEIGHT (KG)	PILLOW BACK NO.
LH2, RFC CORNER GROUP or LFC, RH2 CORNER GROUP	72	248	218	103	8 (4 pattern/4 plain)
L2S, RFC CORNER GROUP or LFC, R2S CORNER GROUP	72	248	218	118	8 (4 pattern/4 plain)
L2D, RFC CORNER GROUP or LFC, R2D CORNER GROUP	72	248	218	126.5	8 (4 pattern/4 plain)
LH2/RH2 UNIT	72	148	100	43.5	3 (2 pattern/1 plain)
LFC/RFC UNIT	72	218	100	59.5	5 (2 pattern/3 plain)
L2S/R2S - 2 SEATER STANDARD BED UNIT	72	148	100	58.5	3 (2 pattern/1 plain)
L2D/R2D - 2 SEATER DELUXE BED UNIT	72	148	100	67	3 (2 pattern/1 plain)
3 SEATER SOFA (3ST)	72	174	94	56	2 (2 pattern/2 plain)
2 SEATER SOFA (2ST)	72	154	94	52.5	3 (1 pattern/2 plain)
ARM CHAIR (1ST)	72	86	94	39.5	1 pattern
SUGGESTED ACCENT PIECE					
STORAGE FOOTSTOOL	45	63	94	13	N/A

- * Hardwood & composite board frame.
- * Dowelled, screwed, glued & stapled joinery.

- * Available with Light, Dark or Chrome Feet
- * ExtraFlex high comfort seat cushions.

SOFABEDS: 2 SLEEP OPTIONS

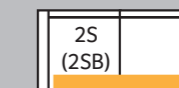
STANDARD ACTION & FOAM MATTRESS

A three fold metal action with a sprung 'polyprop' base. Complemented by a high performance foam mattress. For occasional use only.

- Mattress Thickness: 6cm
- Mattress Length: 185cm
- 3 fold action is 140Kg total max occupancy weight



120cm sofa bed:



Mattress Width: 113cm

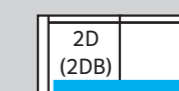
DELUXE ACTION & SPRUNG MATTRESS

A two fold metal action with beech slats. Complemented by a deluxe sprung mattress. For everyday use.

- Mattress thickness: 11.5cm
- Mattress Length: 183cm
- 2 fold action is 160Kg total max occupancy weight



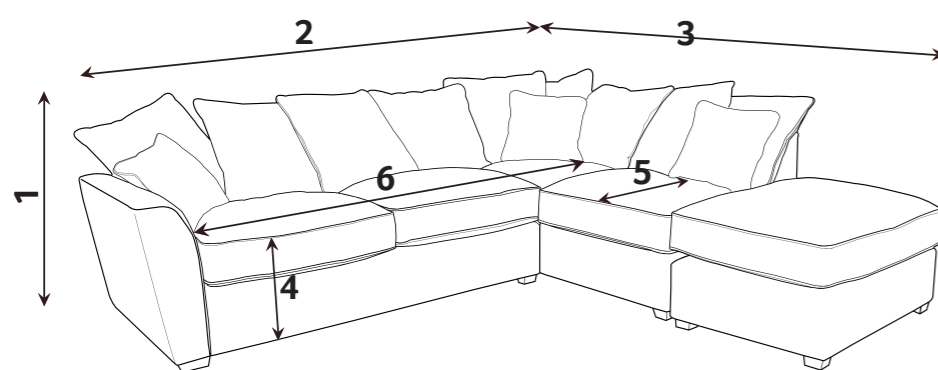
120cm sofa bed:



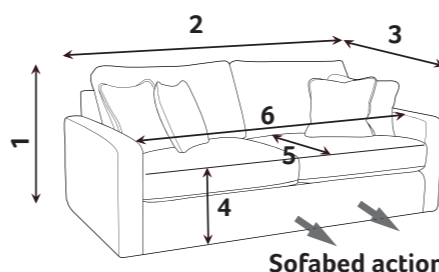
Mattress Width: 114cm

Sofa beds available as standard back only

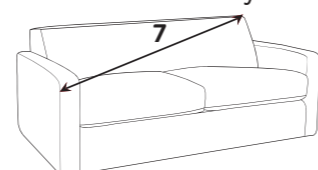
DIMENSION GUIDE



- 1 - HEIGHT
- 2 - WIDTH
- 3 - DEPTH
- 4 - SEAT HEIGHT
- 5 - SEAT DEPTH (STD & PILLOW)
- 6 - SEAT WIDTH



Check the diagonal access dimension to ensure furniture will fit in your home.



- 7 - DIAGONAL ACCESS

Illustrations used for reference only.

Extra Flex®

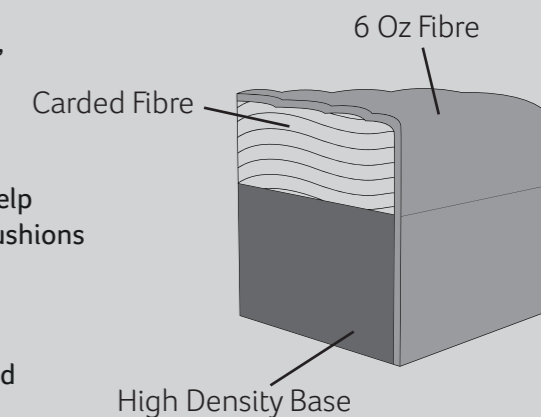
A high density foam base seat interior with a hand-rolled carded fibre, channelled topper which provides both softness and support.

CARE GUIDE

Extraflex seat cushions should be **plumped up on a regular basis** to help maintain the aesthetical appeal of your upholstery, the plumping of cushions is essential to help retain the comfort and softness of any piece of upholstered furniture.

To improve the longevity of your hand-made furniture, we recommend rotating cushions (where applicable).

For further information on maintaining your furniture please refer to the care guide located under the seat platform.



Chrome

Oak

Dark Ash

FOOT OPTIONS:

